

This month's turning demonstration was led by our very own President, Ron Stewart. Ron demonstrated to the members his own technique for turning a cherry bowl with the use of a scraper tool. Ron began by establishing the base of the bowl, where the dovetailed foot is positioned. Later in the turning he uses the foot to grab onto the bowl for turning the remaining inside of the bowl.



As Ron progressed through the bottom of the bowl towards the outer diameter he explained his technique of tool and hand position to maintain a smooth even cut. In the photo below we can see how Ron applies a pulling motion through the outer portion of the bowl. The fluid flow of wood


coming off of the scraper shows the relative ease in which the cherry peels off of the blank.



Once Ron finished the outer diameter, he then added 3 small grooves to the bowl's outer diameter. He then used a wire to friction burn the grooves for an additional effect on the cherry bowl.



Once the bowl's outside diameter was sanded, Ron then added a Bees Wax finish to the bowl.



Chapman's Beeswax Salad Bowl Finish

Here we can see the beautiful finish that has resulted from the Beeswax Finish that Ron has applied by rubbing it in with a cloth.



A job well done!



In addition to the monthly demonstration, some of other members displayed their results of hours of hard work on their lathes. Of particular interest were the small lidded boxes turned by Wayne Brown. The boxes have threaded lids and after talking to Wayne, he was presented a challenge when his box thickness became much thinner than he wanted. The result was a broken lid, which proved to be a value in itself because of the knowledge gained from this mishap. The remainder of Wayne's lidded boxes were very pleasing to view and show the hard work that goes into turning such an item. Thank you for the display Wayne.



There were also a few bowls on display for our viewing pleasure. The first was a beautiful Spalted Maple bowl, followed by a Cherry Bowl with a pleasing design on the upper portion of the bowls outside.



One last item to mention was a Bandsaw Sled which will be used to resaw logs. This was displayed by Dave Plowright.



In the next month's meeting we will be viewing a demonstration by Wayne Brown, who will demonstrate turning the *Bonnie Klein* style spinning top with chatter work and coloring. Spinning tops are a popular item amongst the kids at our Bruce County Museum demonstrations. We look forward to seeing this demonstration by Wayne.

Upcoming events for the spring include the Kitchener Waterloo Wood Show at Bingeman's Park in Kitchener Waterloo from March 12 thru 14th. There is also the Made of Wood Show in Erin from April 17 thru May 20th. This is a juried wood show held at the Burdette gallery, the Paul Morin Gallery and various other store fronts within Erin, Ontario.

The next monthly meeting for the GBWG is Saturday March 20th.

www.gbwg.ca

